



HOLIDAY HOME WORK
CLASS-2ND

ENGLISH

- ☐ Do one page handwriting daily in separate English notebook.
- ☐ Make a colourful chart of vowels and consonants.
- ☐ Write five words of each vowel (A, E, I, O, U)'s in English notebook.
- ☐ Write any ten lines on "**Our Environment**" and also draw or paste pictures on chart.
- ☐ Learn any two poems and write them in your English notebook.
- ☐ Write 10-10 Singular and plural.
- ☐ Write five names of your favourite food items.
- ☐ Unscramble the letters :-

NEP, SERARE TENOOKBO KESOB SDEK NICEPL BUNLOXHC ATPE
PLPEA OLBEGI CKLCO SNTTP

Learn all the work done.

- ☐ Complete all the pending work.

Computer

1. Revise and learn chapter - 1 and 2
2. Draw a chart on Parts of Computer.
3. Collect pictures of different parts of Computer - keyboard, mouse, CPU, printer etc and paste it on A3 sheet.
4. Draw 4 Input and Output devices on the chart also name them and colour it.

G.K.

1. Make a chart or diorama on - famous Monuments.
2. Revise and Remember the topics covered in Previous chapters.
3. Write five sentences on the topic "My Earth".
4. Create & Draw different types of houses on A3 sheet.

Maths

1. Learn and write table from 2 to 15 in rough copy.
2. Draw clock and show time in your rough copy. 05:00, 07:30, 10:30, 12:00
3. Daily 5 five sums of add, Subtract, Multiply in rough copy.
4. Write number name from one to hundred (1 - 100).

E.V.S.

1. Draw or paste picture of five animals and write how they help us.
2. Draw or paste any five internal and external organs on A4 sheet.
3. Write number name from one to hundred (1 - 100).
4. Draw the family tree of your family and paste picture of your family members in it.
5. Draw/paste the pictures of 5 healthy food and 5 junk food also write their names.
6. Learn all the work done.

7. Complete all the pending work.

HINDI

अब तक किये गृह कार्य की दोहराएँ और याद करें।

1. 15 पेज सुलेख सुन्दर लेख से लिखो।
2. ग्रीष्म ऋतु के पाँच फल व सब्जियों के नाम लिखिए।
3. एक चार्ट पेपर से कमल और गुलाब के फूल बनाएं और रंग भरें।
4. एक सुंदर सा ग्रीटिंग कार्ड बनाकर अपने अध्यापक की भेजें -
5. कुछ पर्यायवाची शब्द दिए गए हैं उनके चार्ट पेपर पर लिखिए।
आकाश, आनंद, दृष्टि, अग्नि, अधर्म, धन, नदी, भूमि, पुष्प आदि।
6. डाकिया पर निबंध लिखिए और उसका चित्र बनाइए।
7. अपनी पाठ्यक्रम में कविता अच्छी लगती है, याद करो।

NOTE- (i) SUMMER VACATION WILL BE START FROM 19 MAY 2025 TO 30 JUNE 2025.

(ii) SCHOOL WILL BE REOPEN ON 01 JULY 2025.

(iii) STAY HOME, STAY SAFE

(iv) SCHOOL OFFICE IS OPEN ON ALL WORKING DAYS FOR ADMISSION QUERY AND OFFICE WORK LIKE FEE SUBMISSION ETC FROM MORNING 8:30 AM TO 11:30 AM

सूचना

(१) गर्मी की छुट्टियाँ 19 मई 2025 से 30 जून 2025 तक रहेंगी।

(२) विद्यालय 01 जुलाई 2025 को पुनः खुलेगा।

(३) घर पर रहें, सुरक्षित रहें।

(४) प्रवेश संबंधी जानकारी एवं शुल्क जमा करने जैसे कार्यालयीन कार्यों के लिए विद्यालय कार्यालय सभी कार्यदिवसों में प्रातः 8:30 बजे से 11:30 बजे तक खुला रहेगा।



HOLIDAY HOME WORK
CLASS-3rd

MATHEMATICS

- Prepare a table chart 1 to 20.
- Make Cutouts of Geometrical Shapes (Square, Rectangle, Triangle, Circle).
- Make a place value chart on model upto 1000.
- Daily five sums of Add, Subtract, Multiply in rough copy.
- Write Roman numbers from 1 to 300 in rough copy.
- Write the definition of ascending and descending order with example?

Computer

1. Revise Chapter - 1 and 2.
2. Prepare a chart paper of two Hardware and two software programs.
3. Make an Assignment file using file paper and draw or paste the pictures of 5 Input Devices and 5 output Devices.

G.K.

1. Write any 10 national symbols of India with draw/paste colourful pictures on A3 sheet.
2. Draw a beautiful chart of India's flag.
3. Write five - five sentences of different seasons with picture on A3 sheet.

HINDI

- वायुमंडल में उपस्थित किन्हीं 8 गैसों के नाम लिखिए।
- एक चार्ट पेपर कुछ क्रांतिकारियों के चित्र चिपकाकर उनके नाम लिखिए।
- अपनी पाठ्य पुस्तक की कविता अपनी गुड़िया का ब्याह रचाऊँ याद करें।
- अच्छी आदतों संबंधित कुछ वाक्य अपनी पुस्तक में लिखिए -
- अपनी पाठ्य पुस्तक से पाठ - 4 और 5 कठिन शब्द लिखिए -
- संयुक्त व्यंजन के 2 - 2 शब्द लिखिए -
- आदर्श विद्यार्थी पर 15 लाइनों का निबंध लिखिए।
- गिलहरी और कौआ की कहानी अपनी नोटबुक पर लिखिए और उसका चित्र चिपकाइए।
- स्वर और व्यंजन चार्ट पेपर पर लिखकर तैयार करो -

Daily

1. Write 20 pages handwriting in cursive in a separate notebook or writing book.
2. Read stories related to famous Indian women personalities. Identify any one and collect information about her. Make a chart paper on it.
3. Write any ten lines on "**Summer vacation**" and also draw and or paste pictures on chart.
4. Make a colourful chart on "**Parts of speech**" Define with two example of each of them.
5. Write any 10 opposite words in your english notebook.
6. Write 10-10 Singular and plural.
7. Find out any 15 hard words from your class book lessons and write their meaning and give one sentence of each word.
8. Write a short note on "**Mobile phone**".
9. Complete all pending work done.
10. Learn all work done in your notebook.

E.V.S.

1. Collect five dried and pressed flowers paste them on A4 size sheets and write their name.
2. Draw a picture of a plant and label its parts in your notebook.
3. Make a chart on "Save Water Save Life" & write a poem or song on "Save water Save Life", write uses of water and importance of water.
4. Draw balanced diet in Drawing notebook.
5. Draw the different phases of Moon to your A4 size sheet.
6. Make a project of street lights and traffic light with the help of card board.
7. Write five sense organs with pictures in your notebook.
8. Complete all the pending work.
9. Learn all work done in your notebook.

NOTE- (i) SUMMER VACATION WILL BE START FROM 21 MAY 2025 TO 30 JUNE 2025.

(ii) SCHOOL WILL BE REOPEN ON 01 JULY 2025.

(iii) STAY HOME, STAY SAFE

(iv) SCHOOL OFFICE IS OPEN ON ALL WORKING DAYS FOR ADMISSION QUERY AND OFFICE WORK LIKE FEE SUBMISSION ETC FROM MORNING 8:30 AM TO 11:30 AM

सूचना

(१) गर्मी की छुट्टियाँ 21 मई 2025 से 30 जून 2025 तक रहेंगी।

(२) विद्यालय 01 जुलाई 2025 को पुनः खुलेगा।

(३) घर पर रहें, सुरक्षित रहें।

(४) प्रवेश संबंधी जानकारी एवं शुल्क जमा करने जैसे कार्यालयीन कार्यों के लिए विद्यालय कार्यालय सभी कार्यदिवसों में प्रातः 8:30 बजे से 11:30 बजे तक खुला रहेगा।



HOLIDAY HOME WORK
CLASS-4th

Computer :-

- Write a short Note on Compact Disk, Blue Ray Disk and Pen Drive and also Paste Pictures.
- Draw and Colour various storage device on chart.
- Research and write about a GUI operating System and its purpose on A3 sheet.

G.K. :-

- Read 10 English Newspaper and cut News Headlines and their images on Scrap Book.
(In 1 Newspaper Cut 5 headlines)
- Chart on Solar System (3D)

E.V.S.

1. Make a model of the following means of transport and place them on a thermacol sheet:
(a) Water transport
(b) Land transport
(c) Air transport
2. Pick out any 6 seeds paste them on chart and write their name and their uses.
3. Draw/Paste the pictures of 5 healthy food and 5 junk food to your A4 size sheet.
4. Make a poster on "Save Trees".
5. learn/write/collect about provision of law against cutting trees.
6. Make a drawing on different types of animal are categories based on their chart: diet.
7. Learn all work done
8. Complete all the pending work.

English

1. Do one page daily handwriting in your seperate english notebook.
2. Write 8 lines poem of any chapter and draw picture on A4 sheet.
3. Write 30 singular and plural.
4. Write 40 forms of verbs on chart.
5. Write 15 antonyms and synonyms.
6. Write any 60 difficult words with their meanings and make sentences.
7. Make a beautiful model on "Adjective" on chart.
8. Write a short note on "Education".
9. Read newspaper daily (English newspaper) and write any 8 headlines.
10. Complete all the pending work.
11. Learn all work done.

Hindi - Syllabus

1. अब तक किये समस्त कार्य को दोहराव और याद करो।
2. लेख सुधार हेतु 15 पेज सुलेख लिखें।
3. सुन्दर और साफ-साफ अनुच्छेद छोटी कॉपी में लिखो।

- वर्षा - ऋतु, प्रमुख ऋतु के पाँच फल और पाँच सब्जियों के नाम लिखें।
- बोझा ढोने वाले जानवरों के नाम व चित्र कॉपी पर चिपकाएं।
- भारत में बोली जाने वाली दस भाषाओं की सूची बनाएं।
- अपने पाठ्य - क्रम के पाठ - 5 कविता बया की याद करें।
- आम और जामुन के पेड़ का चार्ट तैयार करो और उसमें रंग भरें।
- डाइंग शीट जलीयरंग ग्लिटर रंगीन टेप आदि की सहायता से अपने अध्यापक के लिए प्रोजेक्ट बनाएं।
- मेरा घर निबंध चार्ट पेपर पर लिखें और उसका चित्र बनाएं।

Maths

Objective: Understand patterns, symmetry, 3D shapes, and spatial understanding.

✓ Activity 1: Brick Pattern Art

Materials Needed: Graph paper, pencil, colors

Instructions:

- Draw at least 3 different wall patterns using bricks.
- Color them beautifully.
- Label them: e.g., Straight pattern, Zigzag pattern, Alternate layer pattern.

✓ Activity 2: Match the Shapes

- Cut out pictures of different 3D shapes (brick, ball, cube, cylinder) from old magazines or newspapers and paste them in your notebook.
- Identify which shapes resemble bricks.

✓ Worksheet (to be solved in notebook): write roman numerals table from number 50 to 400.

Objective: Learn about measurement of length and comparison using appropriate units.

✓ Activity 1: Measuring at Home

Use a measuring tape or a ruler and record the lengths of the following in cm or meters:

- Your height
- Height of a table
- Length of your bed
- Width of a door

Make a table like this in your notebook: 20 objects

Object	Length	Unit (cm/m)
My height	_____	_____
Table height	_____	_____

📷 Optional Bonus Activity:

Take pictures while doing the activities and paste them in your notebook or create a collage.

NOTE- (i) SUMMER VACATION WILL BE START FROM 21 MAY 2025 TO 30 JUNE 2025.

(ii) SCHOOL WILL BE REOPEN ON 01 JULY 2025.

(iii) STAY HOME, STAY SAFE

(iv) SCHOOL OFFICE IS OPEN ON ALL WORKING DAYS FOR ADMISSION QUERY AND OFFICE WORK LIKE FEE SUBMISSION ETC FROM MORNING 8:30 AM TO 11:30 AM

सूचना

(१) गर्मी की छुट्टियाँ 21 मई 2025 से 30 जून 2025 तक रहेंगी।

(२) विद्यालय 01 जुलाई 2025 को पुनः खुलेगा।

(३) घर पर रहें, सुरक्षित रहें।

(४) प्रवेश संबंधी जानकारी एवं शुल्क जमा करने जैसे कार्यालयीन कार्यों के लिए विद्यालय कार्यालय सभी कार्यदिवसों में प्रातः 8:30 बजे से 11:30 बजे तक खुला रहेगा।



AAKASH PUBLIC SCHOOL
Bhangel, Noida



HOLIDAY HOME WORK

CLASS-5th

Computer

- * Make a chart of Different Networking Devices.
- * Make a list on types of network you should maintain (connecting system - Mobile / educational purposes etc.)
- * Make a project on Early computer

G.K. -

- * Read 10 English Newspaper and cut News headlines and their images.
- * Make Scrap Book (In 1 News Paper) on cut 5 headlines and their images.
- * Chart on wonders of India (3 D)

E.V.S.

1. Make a beautiful chart on structure of a flower and label it properly.
2. Make a chart on different types of joints and their movement.
3. Write a short note on "My favourite animal".
4. Write 5-10 sentences about 2 famous sports person of India.
5. Make a model on ECO - Friendly Dustbin with the help of disposal, cardboard sheet and Thermocol.
6. Draw / Paste different kinds of leaves and write their name on chart.
7. Complete all the pending work.
8. Learn all work done.

English

1. Do one page writing daily in your separate english notebook.
2. Write 8 lines of poem of any chapter and draw pictures on A4 sheet.
3. Write any 100 difficult words with their meanings and make sentences.
4. Read newspaper daily and write 8 headlines in your notebook.
5. Write 30 singular or plural in your notebook.
6. Write 15 antonyms and synonyms.
7. Make a beautiful model on "Noun" on chart.
8. Write a short note on "Mobile phone - uses and misuses" on chart paper.
9. Write 50 forms of verbs on chart.
10. Complete all the pending work.
11. Learn all work done in your notebook.

Maths

Place Value Fun

Write the place value of the underlined digits:

- a) 42,186 b) 2,013,245 c) 98,124,315

Now write these numbers in **words** (Indian and International system).

Form and Compare

Use the digits: **3, 5, 7, 9** (no repetition)

- Form the **largest** and **smallest** 4-digit number.
- Find the **difference** between them.
- Write both numbers in **Roman Numerals** (if possible).

Number Detective

Find and write:

- First 5 **even** numbers greater than 150
- First 5 **odd** numbers less than 120
- All **prime numbers** between 1 and 50

Rounding Off Challenge

Round the following numbers to the **nearest 10, 100, and 1000**:

- 4,376
- 12,845
- 98,234

Creative Corner

Number System Art

Make a colorful **place value chart** (Indian or International) and show one large number (like 52,47,389). Mark each digit's place clearly.

Roman Numeral Clock

Draw a clock and replace the numbers 1–12 with **Roman Numerals**. Decorate it and label your work.

Hindi

- चार्ट पेपर पर विभिन्न प्रकार के 5 पेड़ों का चित्र बनाइए।
- 20 पेज सुंदर सुलेख लिखो।
- अपने पाठ्य पुस्तक से यदि मैं होता किन्नर नरेश कविता याद कीजिए।
- चाँद व सूरज का चित्र चार्ट पेपर पर बनाइए।
- अपना परिचय हिंदी में 10 लाइन लिखिए।
- पाठ - 5 अपने पाठ्यक्रम से पढ़िए।
- बाल - दिवस पर निबंध लिखिए।
- निम्न सूक्ति की सुंदर शब्दों में एक चार्ट पर लिखकर अपनी कक्षा में लगाइए। परिश्रम सफलता की कुंजी है।
- मित्र को उसके जन्मदिन पर बधाई देने हेतु पत्र

NOTE- (i) SUMMER VACATION WILL BE START FROM 21 MAY 2025 TO 30 JUNE 2025.

(ii) SCHOOL WILL BE REOPEN ON 01 JULY 2025.

(iii) STAY HOME, STAY SAFE

(iv) SCHOOL OFFICE IS OPEN ON ALL WORKING DAYS FOR ADMISSION QUERY AND OFFICE WORK LIKE FEE SUBMISSION ETC FROM MORNING 8:30 AM TO 11:30 AM

सूचना

(१) गर्मी की छुट्टियाँ 21 मई 2025 से 30 जून 2025 तक रहेंगी।

(२) विद्यालय 01 जुलाई 2025 को पुनः खुलेगा।

(३) घर पर रहें, सुरक्षित रहें।

(४) प्रवेश संबंधी जानकारी एवं शुल्क जमा करने जैसे कार्यालयीन कार्यों के लिए विद्यालय कार्यालय सभी कार्यदिवसों में प्रातः 8:30 बजे से 11:30 बजे तक खुला रहेगा।



AAKASH PUBLIC SCHOOL
Bhangel, Noida



HOLIDAY HOME WORK
CLASS-6th

Science

1. Read chapter - 1, 2, 3 and write the hard words in holiday homework.
2. Write your favourite food items and mention their good and bad effects on the notebook.
3. Suggest some common ways to avoid food wastage. (10 lines)
4. Oil and water does not mix? Explain neatly with picture chart (paper)
5. Draw the picture and write two examples of each (on chart paper)
 1. Animals that live on land.
 2. Animals that live in water.
 3. Animals that live on trees.
 4. Birds that cannot fly.
 5. Insects.

Activity

→ Observe materials in and around your home. Group them on the basis of transparent, translucent or opaque materials, shapes, colours and activity and materials of which these are made.

S.St

- Write the 28 states and capitals and 8 union territories in your notebook.
- Draw symbols of the map.
- Read and learn history, geography and civics chapters of your notebook.
- Paste pictures of unity in diversity in India about different states, food habits, languages, festivals, dress, and dance.

Paste the historical monuments picture and write about history on chart paper. (Subject S.St)

English →

1. Make a beautiful model on Active Passive Voice.
2. Do one page daily handwriting in your classwork notebook.
3. Write 15 antonyms or its synonyms.
4. Write a paragraph on "Examinations good or bad" in about 80 words.
5. Write 8 lines of poem (chapter and write pictures of those on chart).
6. Write all 3 forms of verb (on chart).
7. Write any tale of Panchtantra with their meanings and difficult sentences.
8. Read English newspaper daily and write any 8 headlines in your notebook.
9. Complete all the pending work.
10. Learn all the work done in your notebook.

Sanskrit →

पाठ 1,2 व 3 हिन्दी व्याख्या, शब्दार्थ, प्रश्न उत्तर, संधि प्रकरण सभी,

शब्द रूप— बाल तुला और फलम्

सर्वनाम शब्द तद्

धातु रूप— सभी लकारों में भू, पठ, गम्

Math :- Math chart of different shapes on A3 sheet.

Draw “shadow time” on A3 sheet.

→ Prepare a beautiful chart of squares & cubes of 1- 20

→ To find prime number write their prime factorisation method on A4 sheet.

→ To find square root of 3 digit number by estimation method.

→ Prepare a beautiful chart of Indian and international mathematicians. (Any 10)

Computer → Research and write a note on generations of computers. Paste appropriate pictures.

→ Write a paragraph on “kids’ daily internet safety is important for kids”.

→ Chart on mouse (working on A3 sheet)

Uni. → Write some information about operation *Indoor & Outdoor* with pictures on A3 sheet.

→ Create a map by India and fill in collage on *Unity in diversity*.

→ Draw a map of India and fill state wise → Population

Roll no → 1 to 6 = Population

Roll no → 7 to 10 = Age groups

Roll no → 11 to 17 = Literacy / activities

Roll no → 18 to 25 = Ultimate / Adventure

हिन्दी

10—10 पर्यावाची, विलोम, अनेकार्थी शब्द, मुहावरे,

निबन्ध— भारत देश या तकनीकी का महत्व

पत्र— अवकाश हेतु प्रधानाचार्य को पत्र

NOTE- (i) SUMMER VACATION WILL BE START FROM 21 MAY 2025 TO 30 JUNE 2025.

(ii) SCHOOL WILL BE REOPEN ON 01 JULY 2025.

(iii) STAY HOME, STAY SAFE

(iv) SCHOOL OFFICE IS OPEN ON ALL WORKING DAYS FOR ADMISSION QUERY AND OFFICE WORK LIKE FEE SUBMISSION ETC FROM MORNING 8:30 AM TO 11:30 AM

सूचना

(१) गर्मी की छुट्टियाँ 21 मई 2025 से 30 जून 2025 तक रहेंगी।

(२) विद्यालय 01 जुलाई 2025 को पुनः खुलेगा।

(३) घर पर रहें, सुरक्षित रहें।

(४) प्रवेश संबंधी जानकारी एवं शुल्क जमा करने जैसे कार्यालयीन कार्यों के लिए विद्यालय कार्यालय सभी कार्यदिवसों में प्रातः 8:30 बजे से 11:30 बजे तक खुला रहेगा।



HOLIDAY HOME WORK
CLASS-7th

SCIENCE

- Q1. Read Ch. 1, 2, 3 and write Hardwords in your Notebook.
Q2. Write all the modes of Nutrition with example, Paste Pictures related to them.
Q3. List some uses of Polythene and also some disadvantages of it in your Notebook.
Q4. Write some terrestrial, aquatic Plant and Saprophytic Plants with Picture on A4 size sheet.
Q5. Write the mode of feeding in :-
1. Snail 2. Eagle 3. Ant 4. Lice 5. Humming bird 6. Mosquito
7. Butterfly 8. Housefly

SOCIAL SCIENCE

- Q1. Read Ch-1 (His, Geo, civics) and write hard words in your notebook.
Q2. Write 28 states and Capitals of India. Also write Union territories with their names.
Q3. Collect a few pictures which are related to the Medieval Period & Paste them (on Chart).
Q4. Make a chart of solar system diagram.
Q5. On a map of India mark the following Cities of Northern India:-
1. Chandigarh 2. Delhi 3. Lucknow 4. Patna 5. Kolkata 6. Dispur 7. Agartala

English

1. Do one page handwriting daily in your separate English notebook.
2. Write a short story of any topic (Snow White, Cinderella, Red Riding Hood, Pinocchio) and draw pictures to your A4 size sheet.
3. Write 20 antonyms and 20 synonyms.
4. Write any 10 lines about your favourite poet or write/paste at least one poem on a chart.
5. Make beautiful models on "Respect and Responsibility" – speech models.
6. Read English newspapers daily and write any 8 headlines in your notebook.
7. Write any 50 idioms and 5 one-word substitutions.
8. Write any 100 difficult words with their meaning and make one sentence.
9. Make a model on "Parts of Speech."
10. Complete all the pending work.
11. Learn all work done – to your notebook.

Maths

- Q1. Collect information on two of the famous mathematicians with pictures.
Q2. Draw flowchart to represent the types of fraction on chart paper.
Q3. Write five examples of each:
(i) Proper fraction (ii) Improper fraction (iii) Mixed fraction
Q4. Measure the length/breadth of your: (i) Bed (ii) Window (iii) Door (iv) Centre table (v) Math book in cm and then convert it

Q5. Write properties of integers:

→ Addition → Subtraction → Multiplication → Division on the A4 size paper.

Computer:

- Write a paragraph on "If I could invent a new gadget" (about 200–250 words).
- Practice creating a document in MS Word using different styles like bold, italics, and font changes.
- Research and write a note on **Artificial Intelligence** and its application, benefits, and potential drawbacks.

G.K.:

- Draw a model of globe.
- Write some information about **Mission Gaganyaan** with pictures.
- Make a project file on "Biodiversity of Karnataka" on A3 sheet.

हिन्दी

- 10–10 पर्यावाची, विलोम, अनेकार्थी शब्द, मुहावरे,
- निबन्ध— भारत देश या तकनीकी का महत्व
- पत्र— अवकाश हेतु प्रधानाचार्य को पत्र

Sanskrit →

पाठ 1,2 व 3 हिन्दी व्याख्या, शब्दार्थ, प्रश्न उत्तर, संधि प्रकरण सभी,

शब्द रूप— बाल तुला और फलम्

सर्वनाम शब्द तद्

धातु रूप— सभी लकारों में भू, पठ, गम्

Science

Q1. Read Ch. 1 to 3 and write Hardwords in your Notebook.

Q2. Write all the modes of Nutrition with examples. Paste pictures related to them.

Q3. List some uses of Rationes and also some disadvantages of it in your notebook.

Q4. Write some terrestrial and aquatic plants with picture on A4 size sheet.

Q5. Write the mode of feeding in:-

Amoeba Snail Eagle Lice Humming bird Mosquito Butterfly Housefly

NOTE- (i) SUMMER VACATION WILL BE START FROM 21 MAY 2025 TO 30 JUNE 2025.

(ii) SCHOOL WILL BE REOPEN ON 01 JULY 2025.

(iii) STAY HOME, STAY SAFE

(iv) SCHOOL OFFICE IS OPEN ON ALL WORKING DAYS FOR ADMISSION QUERY AND OFFICE WORK LIKE FEE SUBMISSION ETC FROM MORNING 8:30 AM TO 11:30 AM

सूचना

(१) गर्मी की छुट्टियाँ 21 मई 2025 से 30 जून 2025 तक रहेंगी।

(२) विद्यालय 01 जुलाई 2025 को पुनः खुलेगा।

(३) घर पर रहें, सुरक्षित रहें।

(४) प्रवेश संबंधी जानकारी एवं शुल्क जमा करने जैसे कार्यालयीन कार्यों के लिए विद्यालय कार्यालय सभी कार्यदिवसों में प्रातः 8:30 बजे से 11:30 बजे तक खुला रहेगा।

1. Collect picture and write some information about the women who is the first in their field in India. (on chart paper)

too. Past pictures on it.

(On chart paper)

Computer → Fill the book work of Ch → 3, 4, 5. And make a 50 marks exam paper of computer and mathematics. (Microsoft word)

Paper: (10 marks- MCQs, 10 marks- Fill-ups, 10 marks- T/F, 1 Ques/Ans- 20 marks)

(4 Marks- 10 ques), (6 Marks- 2 Ques)

(3 Marks- 3 ques), (5 Marks- 1 ques)

Math → Learn and Write properties of parallelogram and rhombus, rectangle, trapezium, square.

→ Learn and write properties of perfect square

→ Learn and write properties of cube of number

→ Learn and write all the formulas of Mensuration.

Hindi – 1 →

अनेकार्थी शब्द, समशुक्ति, विपर्यायवाची शब्द, उनके शब्दों के लिए रूप शब्द, समूहवाची शब्द, ध्वन्यात्मक शब्द, मुहावरे, लोकोक्तियाँ, कहानी लेखन, निबन्ध लेखन आदि।

पत्र लेखन कार्य-

पुनोल्लेख, शब्दार्थ

(ch- 1, 2, 3) **स्लोगन और संवाद लेखन**

संस्कृत-

Ch- 1, 2, 3 हिंदी अनुवाद, शब्दार्थ, पुनोल्लेख

शुद्ध रूप, रचना लेखन कार्य

स्लोगन और याद करो

S.S.T

1. भारत स्थित राज्य तथा उनकी राजधानियाँ
2. भौगोलिक बड़े महासागर
3. 10 प्रमुख राज्यों के नाम
4. भारत का मानचित्र बनाओ तथा राज्यों को दर्शाओ (चार्ट पेपर पर बनाना है)
5. भारत के प्रमुख पर्वत
6. विश्व महासागरों के नाम
7. 10 नदी 5 पर्वत 5 झील
8. प्राचीन लेखक के नाम

Science:

Read Ch- 1, 2, 3 and write hardwords in your notebook.

→ Write all the modes of Nutrition with examples and paste pictures relate to them.

(On chart paper)

→ Draw a digestive system on A4 sheet.

→ How do starfish feed on animals covered by hard shells.

→ Write the modes of feeding in :-

1. Snail
2. Ant
3. Humming bird
4. Eagle
5. Lice

NOTE- (i) SUMMER VACATION WILL BE START FROM 21 MAY 2025 TO 30 JUNE 2025.

(ii) SCHOOL WILL BE REOPEN ON 01 JULY 2025.

(iii) STAY HOME, STAY SAFE

(iv) SCHOOL OFFICE IS OPEN ON ALL WORKING DAYS FOR ADMISSION QUERY AND OFFICE WORK LIKE FEE SUBMISSION ETC FROM MORNING 8:30 AM TO 11:30 AM

सूचना

(१) गर्मी की छुट्टियाँ 21 मई 2025 से 30 जून 2025 तक रहेंगी।

(२) विद्यालय 01 जुलाई 2025 को पुनः खुलेगा।

(३) घर पर रहें, सुरक्षित रहें।

(४) प्रवेश संबंधी जानकारी एवं शुल्क जमा करने जैसे कार्यालयीन कार्यों के लिए विद्यालय कार्यालय सभी कार्यदिवसों में प्रातः 8:30 बजे से 11:30 बजे तक खुला रहेगा।



AAKASH PUBLIC SCHOOL
Bhangel, Noida



HOLIDAY HOME WORK
CLASS-NURSERY

ENGLISH

1 read and write



3. Tick right the which start with the name of picture



B A C D E

A B C D E



E D A B C

B A C D E



A B E D C

3 match the following

A

E

B

A

C

D

D

C

E

B

F

G

G

F

FILL IN THE BLANKS

H _____ J _____ L _____ N

_____ P _____ R _____ T _____

V _____ X _____ Z

CIRCLE THE LETTER K

K	M	L	K	N	O	
K	P	C	R	T	K	
R	Y	U	K	L	K	P

SEE THE PICTURE WRITE THE FIRST LETTER

























MATCH THE PICTURE WITH THEIR LETTER

A



B



C



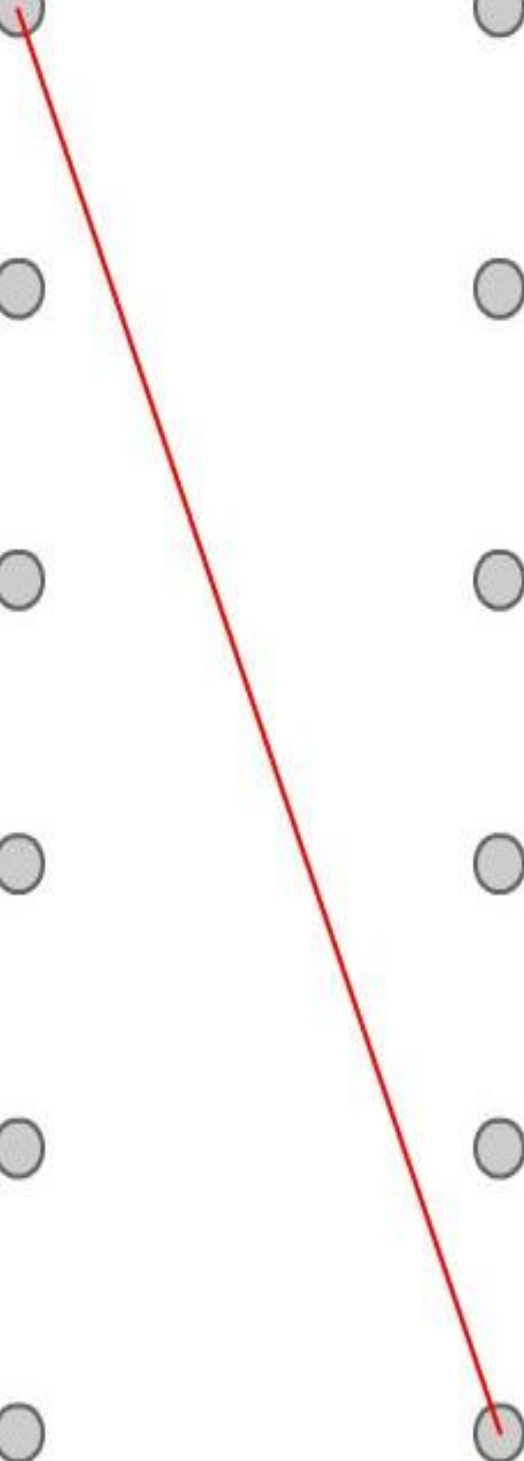

D



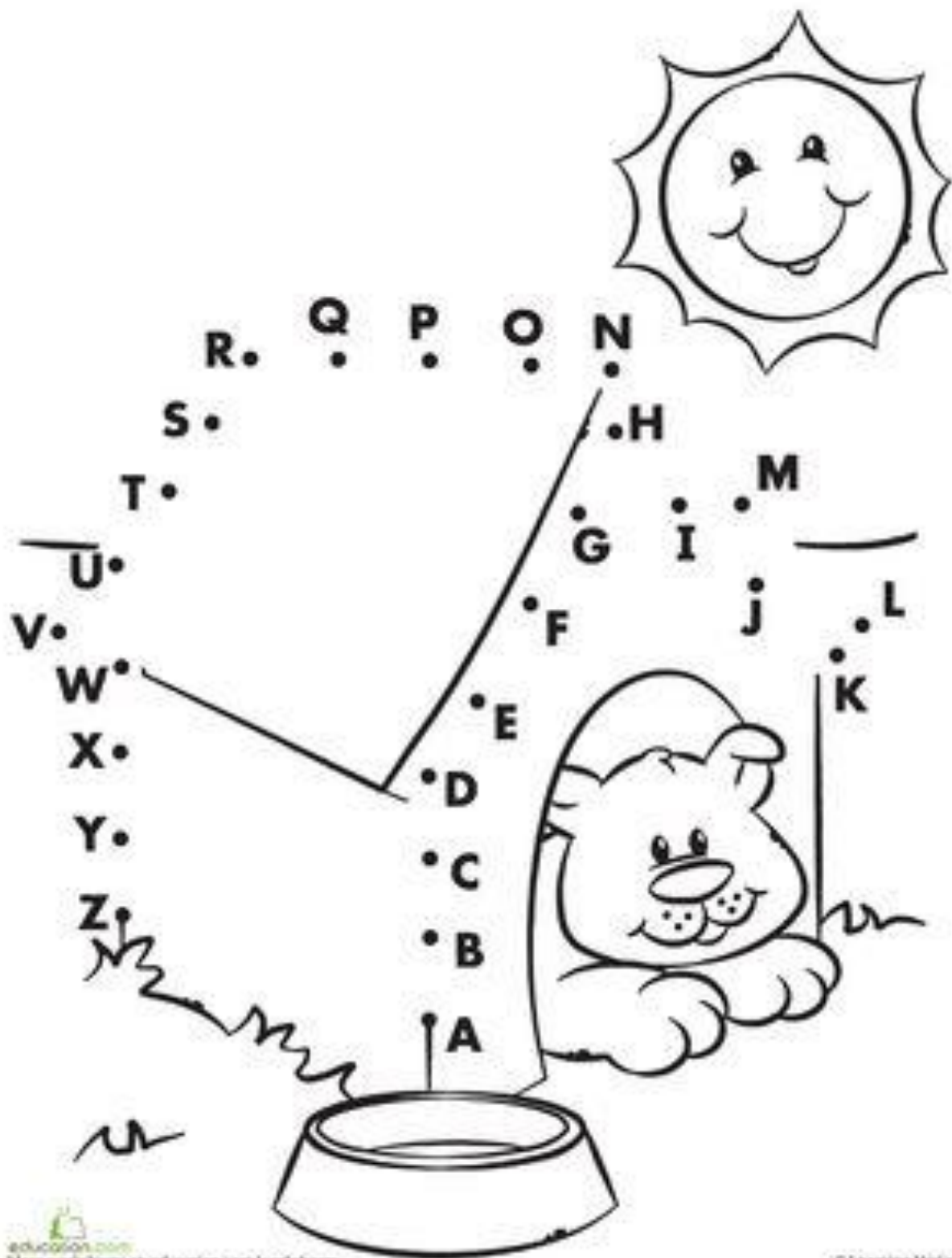
E



F



Connect the dots from **A** to **Z**.



education.com
More worksheets at education.com/worksheets

© Learning Horizons Inc.

WRITE CAPITAL LETTER A TO Z.

अ	आ	इ	ई
उ	ऊ	ऋ	ए
ऐ	औ	अं	अः
क	ख	ग	घ

2. अक्षर ऋ लिखें व पढ़ें।

ऋ

ऋ

ऋ

ऋ

ऋ

ऋ

3. जकार पर जकार सा गिलाजा

इ	ए
आ	इ
ए	आ
ओ	ऋ
ई	ओ
ऋ	ई
औ	अः
अ	औ
अं	उ
उ	ऐ
ऐ	अं

4. अक्षर ए पर गोला लगाओ

अ	ए	उ	ए	अं	ए
ओ		ऋ	इ	ई	आ
ऐ	ए	अ	इ	ए	ओ
ए	ए	अः	अं	ए	औ

૭. પિત્ર વગેરે વહવાનિયત્વ સાથે જોડાતાં સાંનિભાજી આવે તેના

भरो ।



उ



ऊ



ऋ

1

ए



ऐ



ओ

अः

औ



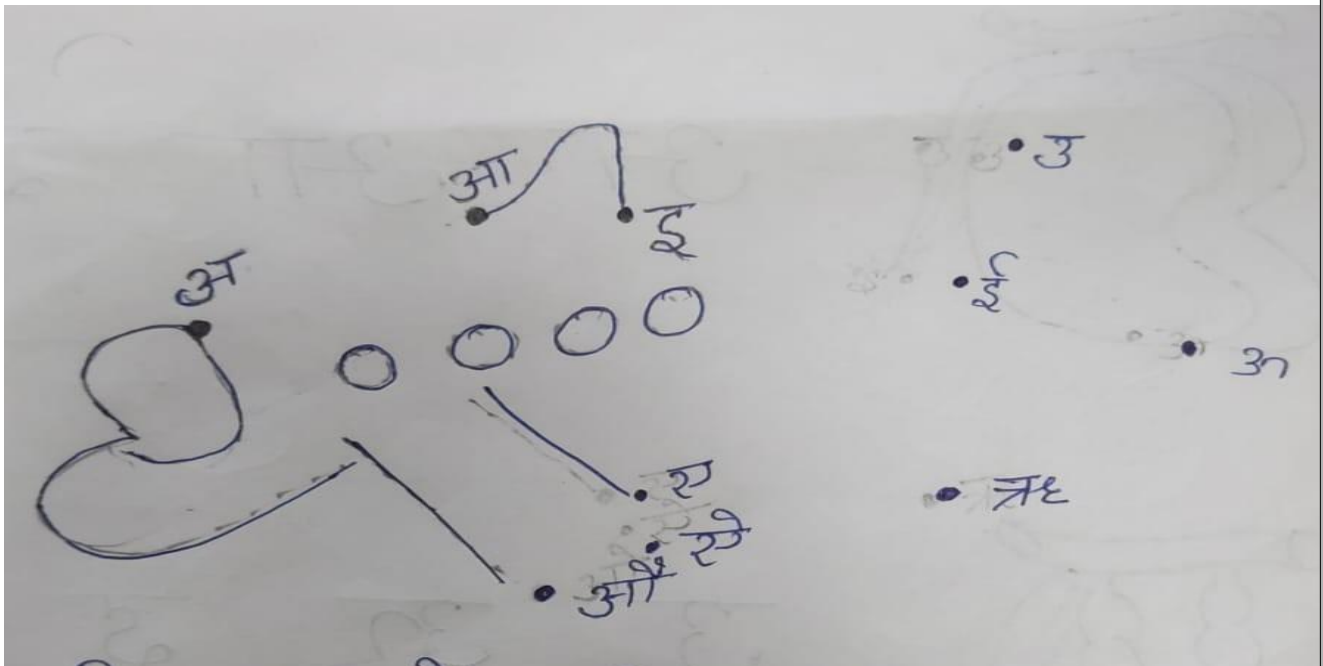
अं



अः



6. अ से ओ तक के बिन्दुओं को जोड़ें औ चित्र को पूरा करें व रंग भरें।



7. खाली स्थानों को पूरा करो।

अ इ उ ऋ
..... ऐ औ अः

सही अक्षर पर गोला लगाओ



अ ई ग इ



आ उ ऊ इ



इ अ ख ट



ई ऊ ओ ख



आ उ ऊ इ



ऊ ट ई इ

अ से अः तक लिखो

.....
.....
.....
.....

11. अक्षर देखकर अक्षर लिखो।

ऋ

ए

ऐ

अ

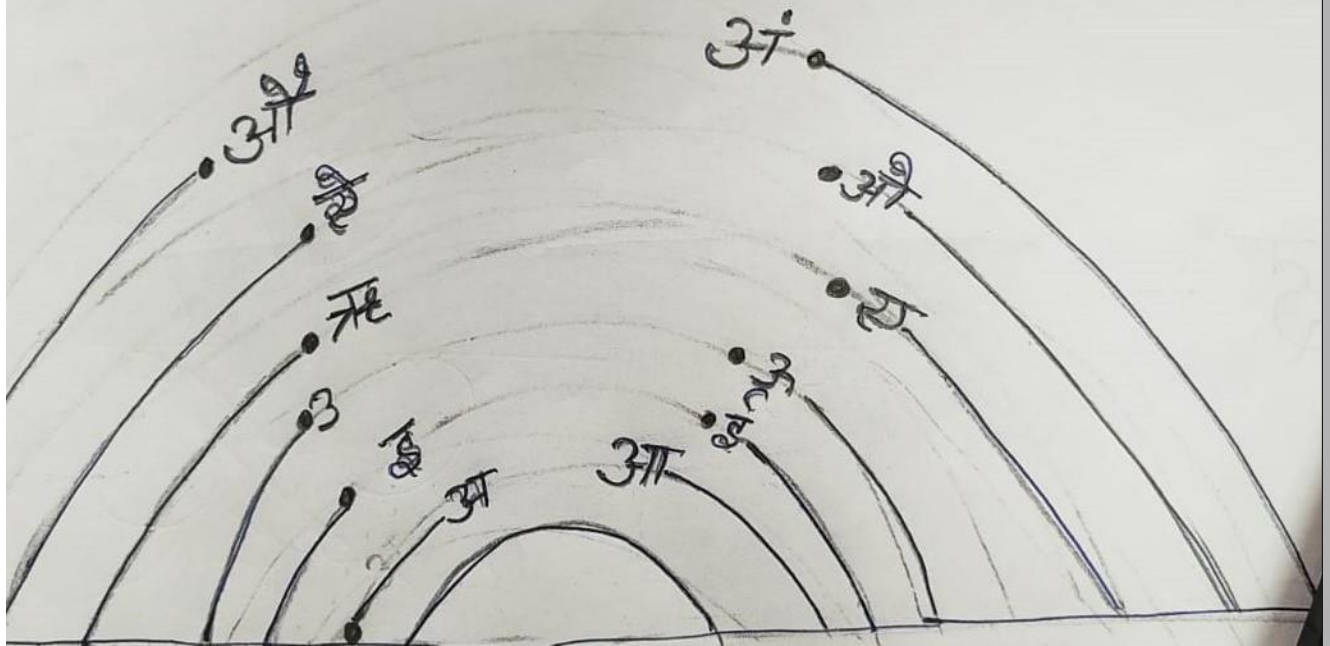
जा

स्य

स्य

य

- अ से अं तक बिंदुओं को जोड़ें, चित्र को पूरा करें, और रंग भरें -



Q.1 what is your name?

Ans. _____

Q.2 in which class do you study?

Ans. _____

Q.3 Draw Lines to connect the words with the correct body parts.

Head

Face

Neck

Chest

Hand

Stomach

Finger

Thigh

Knee

Leg

Foot



Toes



Cross the odd one.

Circle the item in each row that is different from the others.

1.




2.





3.




4.



5.



**Q.5 PASTE YOUR FAMILY PHOTOS IN
THIS TREE.**





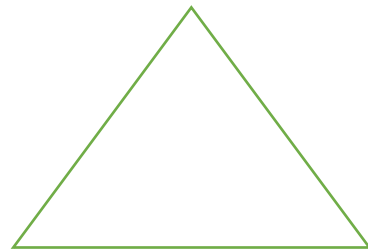


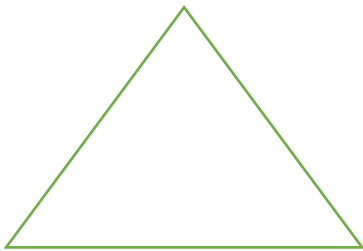


(i) WHAT IS YOUR NAME?

(iii) WHAT IS YOUR MOTHER NAME? _____

(iv) WHAT IS SISTER'S NAME? _____

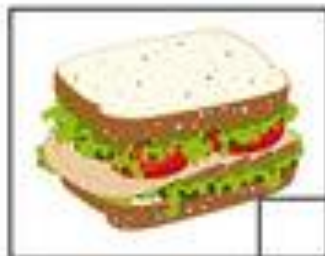
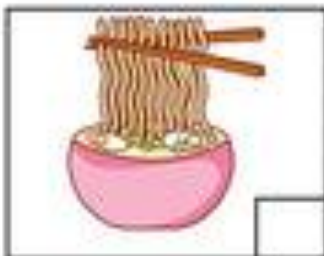



(v) HOW MANY BROTHERS DO YOU HAVE? _____

MATCH THE FOLLOWING. (SHAPE TO SHAPE)



TICK THE FOOD ITEMS WHICH MAKES US HEALTHY.

Tick the healthy food and cross the unhealthy food items.



© 2010

MATCH THE FOLLOWING


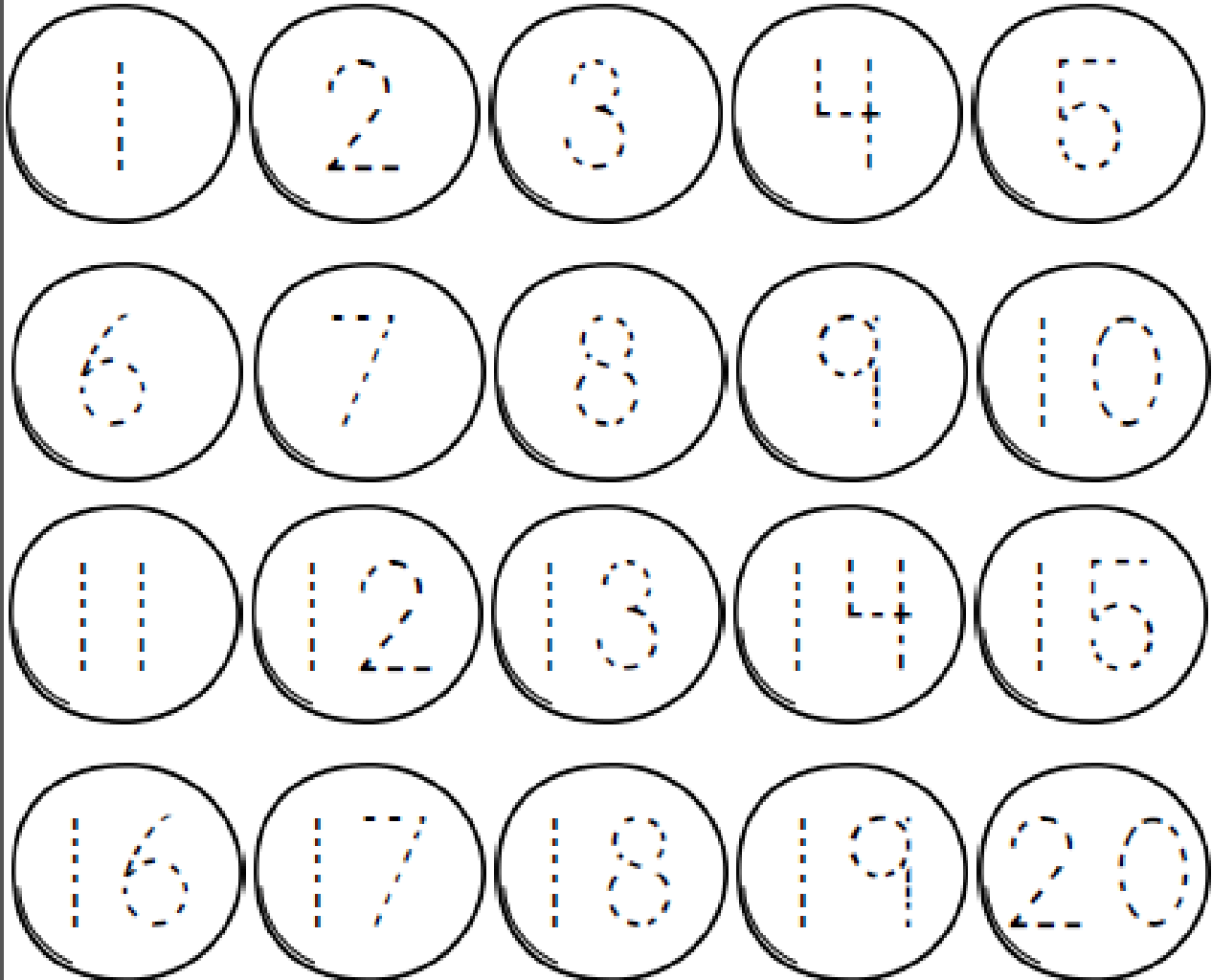


Name _____

Winter Number Tracing

1 to 20

Trace the numbers 1 to 20 on the snowballs.



© Crazy About Learning madebyteachers.com/vendor/crazy-about-learning

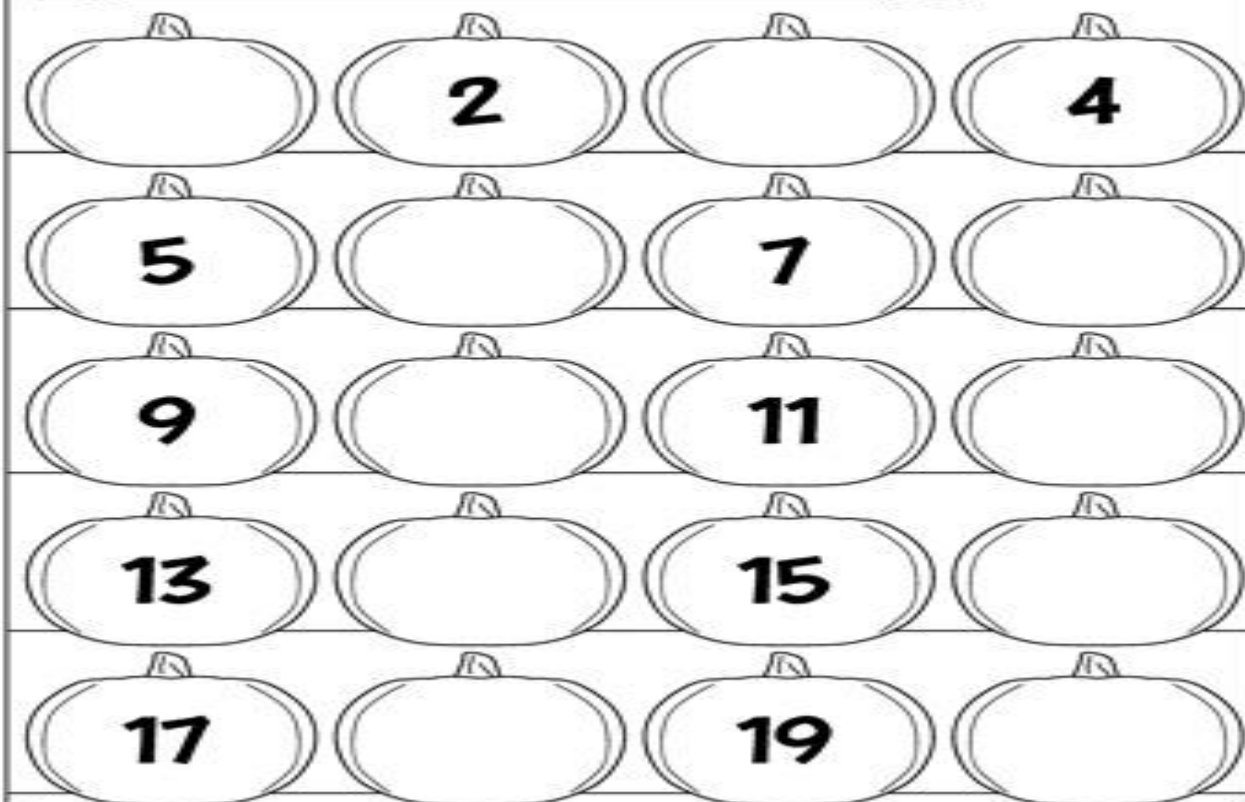
MATCH THE FOLLOWING NUMBERS

1
2
3
4
5
6
7
8
9
10

5
4
2
3
1
10
9
7
8
6

WRITE THE MISSING NUMBER 1 TO 20.







Write the missing numbers.




www.timvandevall.com

© Tim's Printables

TRACE THE NUMBER 15 TO 20.

15		15	15	15	15	15
16		16	16	16	16	16
17		17	17	17	17	17
18		18	18	18	18	18
19		19	19	19	19	19
20		20	20	20	20	20

COUNT OBJECT AND MATCH THE NUMBERS



4

3

7

2

1

CROSS THE ODD ONE



JOIN THE DOTS IN SEQUENCE AND COLOUR PICTURE



3.

4.

5.

6.

7.



2.

8.

9.

2.

3.

4.

5.

6.

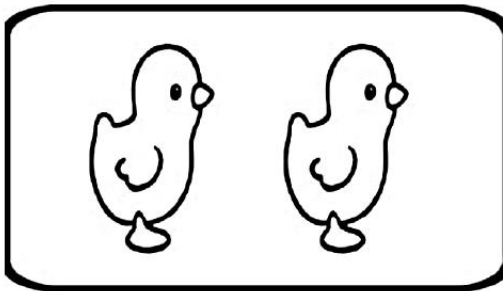
7.

8.

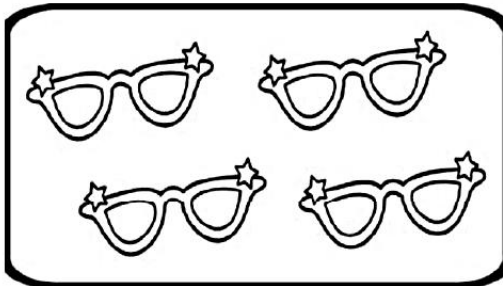
9.



Count the objects and circle the correct number.




1 3 2



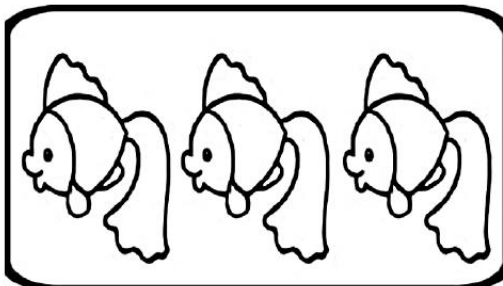
5 4 2



4 2 1



3 5 4



2 1 3

[illegible]